



Technical Service Bulletin

TSB #85
VB-3492 - VB-3506
2004-2009 JAGUAR XJ (X350) (X358)
2000-2006 MERCEDES-BENZ S-CLASS (W220)




OLD FITTING REMOVAL



Prior to inserting the existing air line into the new air fitting(s) you will need to remove the old original equipment air line fitting(s.)

NOTE: SCRATCHES AND/OR DEEP CUTS IN THE AIR LINE CAN RESULT IN POSSIBLE LEAKS. INSPECT THE AIR LINE BEFORE INSERTION. AIR LINE NEEDS TO BE REPLACED IF DAMAGED.



#1

OE AIR LINE FITTING

#2

SLIDE THE THREADED PORTION UP THE LINE AND SPREAD THE COLLET OPEN TO REMOVE

#3

SLIDE THE AIR FITTING OFF OF THE AIR LINE

#4


AIR LINE IS READY FOR INSTALLATION

INSTALLATION OF AIR LINE



#1

REMOVE SHIPPING PIN(S) FROM VALVE BLOCK (EXAMPLE)



#2

PRESS AIR LINE INTO NEW FITTING UNTIL FULLY SEATED. ONCE INSERTED, PULL ON GENTLY TO ENSURE IT IS SECURE (EXAMPLE)

Arnett® is committed to the quality of its products. If you have a question or problem with any Arnett product, please contact Arnett by calling 800-251-8993 during normal business hours or email techassistance@arnottinc.com. (In the EU please call +31 (0)73 7850 580 or email info@arnotteurope.com)