

WABCO COMPRESSOR SERVICE BULLETIN



ATTENTION



INSTALLATION OF THIS AIR SUSPENSION COMPRESSOR
REQUIRES THE REPLACEMENT OF THE COMPRESSOR RELAY.


**FAILURE TO REPLACE THE OE RELAY WITH
THE UNIT PROVIDED IN THIS KIT CAN CAUSE
DAMAGE AND/OR VOID WARRANTY.**

PLEASE REFER TO YOUR VEHICLES SHOP MANUAL OR
CONSULT YOUR LOCAL DEALERSHIP FOR THE LOCATION
AND PROPER PROCEDURES FOR REPLACING YOUR AIR
SUSPENSION COMPRESSOR RELAY.

SEE REVERSE SIDE FOR POPULAR MODELS.


Arnott® is committed to the quality of its products. If you have a question or problem with any Arnott product, please contact Arnott by calling 800-251-8993 during normal business hours or email techassistance@arnottinc.com. (In the EU please call +31 (0)73 7850 580 or email info@arnotteurope.com)

P-2134




99-05 Audi A6 allroad quattro (C5)
Relay located on the left side of the vehicle under the dashboard.

P-2192/P-3116



99-06 Mercedes-Benz S-Class
Relay located on the right side of the vehicle in the engine compartment.

P-2192/P-3116




02-09 Mercedes-Benz E-Class
Relay located on the left side of the vehicle by the firewall.

P-2291




04-10 Jaguar XJ Series
Relay located on the right side of the vehicle in the engine compartment.

P-2539



02-09 Audi A8 (w/Gas Engine)
Relay located on the left side of the vehicle under the dashboard.

P-2984



07-11 Audi A6 (C6)
Relay located on the left side of the vehicle under the wiper cowl.